

STATUS ON DEVELOPMENT OF VEGETABLE SECTOR IN NEPAL

Kalika Prasad Koirala

Vegetable Development Directorate

History of Vegetable Sector Development

- Vegetable Sector development started with the establishment of Horticulture Department in 1960
- Re-establishment of Horticulture Department and Vegetable Development section 1990
- Formation of Vegetable Development Division in 1992
- Renamed Vegetable Development Directorate 2001
- Potato Development section upgraded to NPDP and Dry Ginger and Cardamom Development section to NSCDP
- Establishment of Farms/Center in different parts of the Country with the view of seed and seedling production

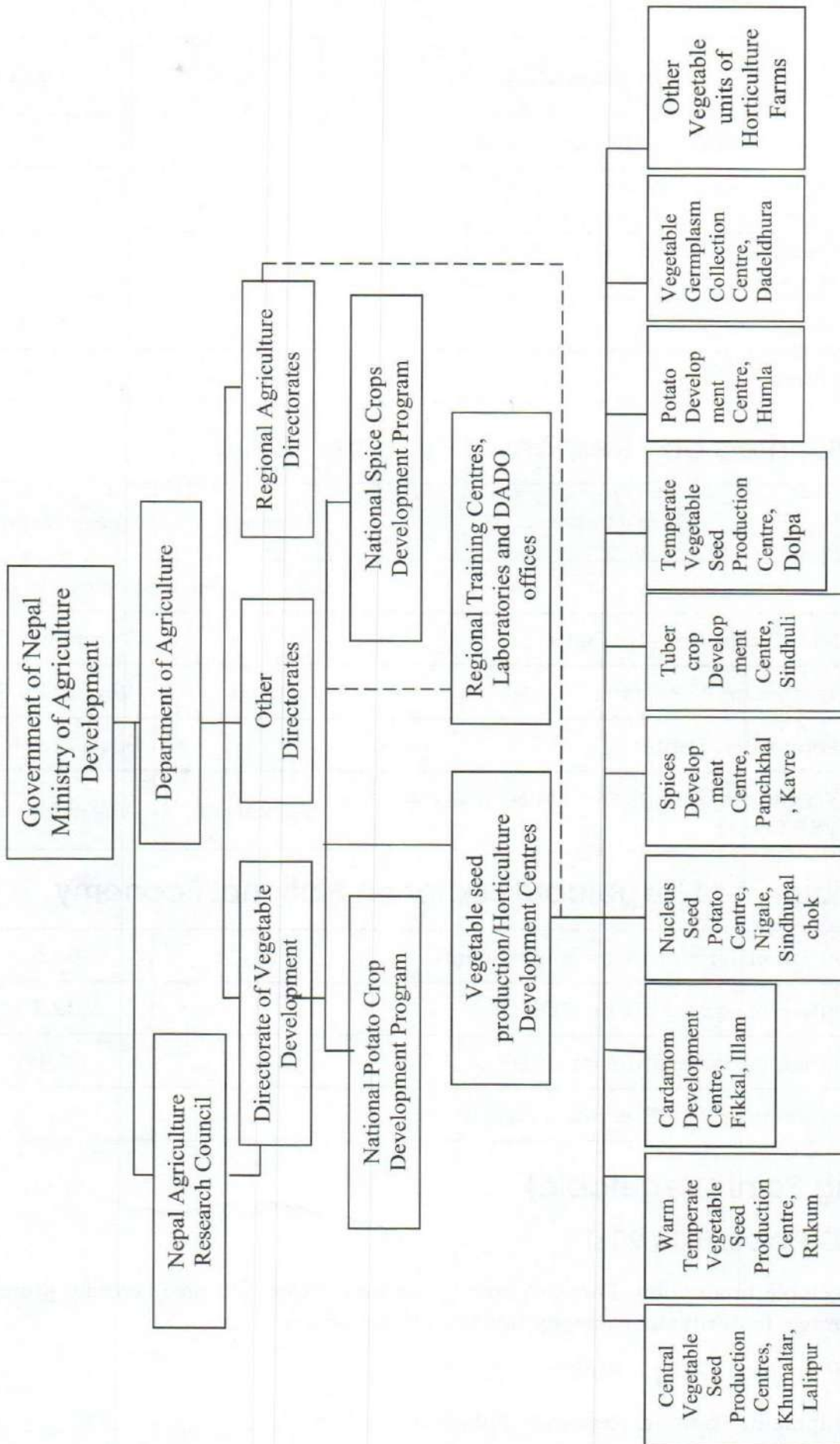
Vision

- Develop competitiveness and commercialization
- Import substitution and export promotion
- Contribution on food security, poverty alleviation and nutrition
- Industrialization and employment generation

Organizational Objectives

- Increase production and productivity fresh vegetables, Potato, Spices crops and quality seed of vegetables for raising the income of the farmers.
- Replace the import of vegetable Seeds, fresh vegetables ware and seed potato and spices crops.
- Improve the nutrition status of peoples through increasing the availability and consumption of vegetables, potato and spices crops.

Organizational Structure for Vegetable Sector Development



Technical Manpower for Vegetable Sector Development Under VDD

S.N.	Status/ Position	Class	Number
1	Program Director/ Program Chief	Gaz-I	3
2	Sr. Vegetable / Potato/ Spices Development / Plant protection/ Extension officer	Gaz-II	26
3	Vegetable / Potato/ Spices Development / Plant Protection / Extension officer	Gaz-III	31
4	Junior Technician	Non-Gaz.-I	44
5	Junior Technical Assistant	Non-Gaz.-II	47

Farm/Centers and Responsibility Under VDDc

S.N.	Farms/ Centers	Location	Responsibility
6	Horticulture center	Jaubari, Ilam	Basic seed Potato
7	Mild Temperate VSP Center	Rukum	Vegetables Seed
8	Temperate VSP Center	Dolpa	Vegetables Seed
9	Potato Dev. Center	Humla	Basic seed Potato
10	Vegetables Germplasms conservation & VSP Center	Dadeldhura	Vegetables seed

Contribution of Vegetable Sector on National Economy

Contribution of agriculture on employment	65.6%
Contribution of agriculture on GDP	32.7%
Contribution of Horticulture on AGDP	7.4%
Contribution of vegetable sector on AGDP]	9.71%

Turning Point (Vegetable)

1. FAO Project (80's 90's)

Vegetable production, Farm/Centre strengthen, Vegetable seed, Variety promotion, Storage, Institutional Capacity building, Publications

2. CIP Project (90's) – Potato

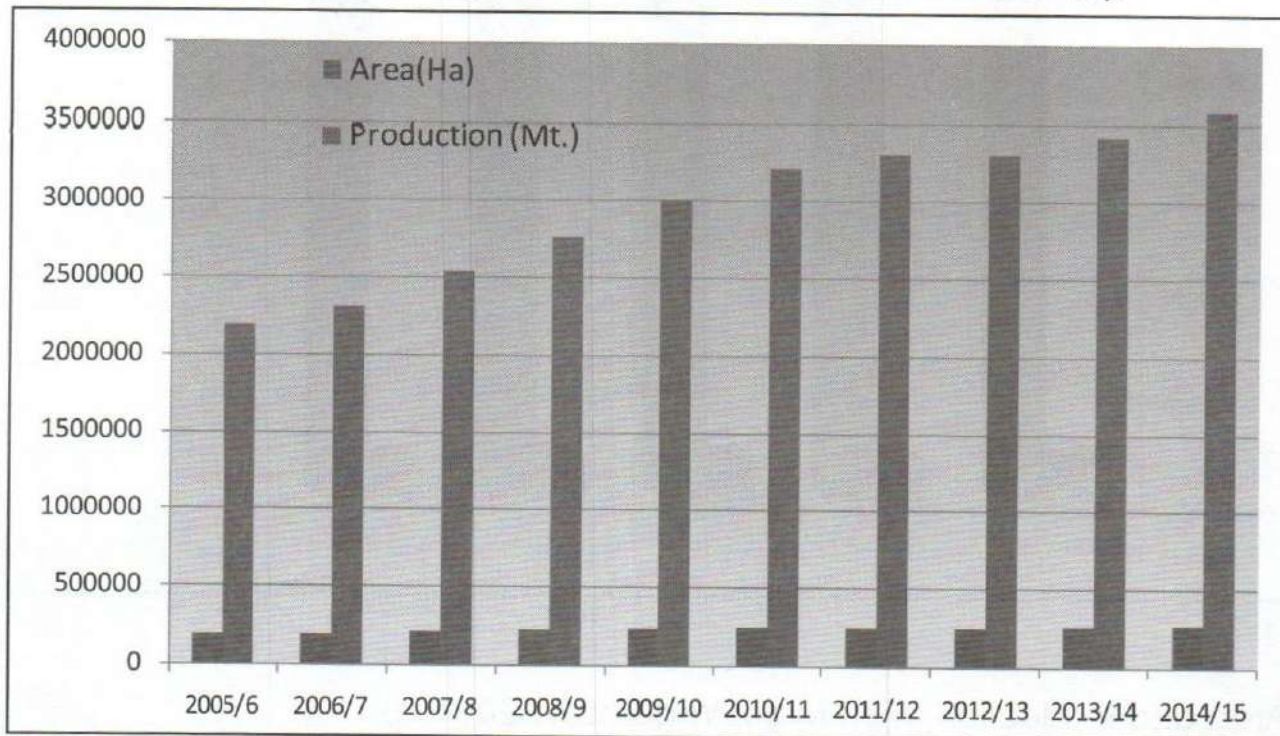
Equipment, Training, Research, Publication

3. Spices

Nepal Trade Integration Strategy 2010 (inclusion of cardamom and ginger as a potential export sector)

4. Private Sector

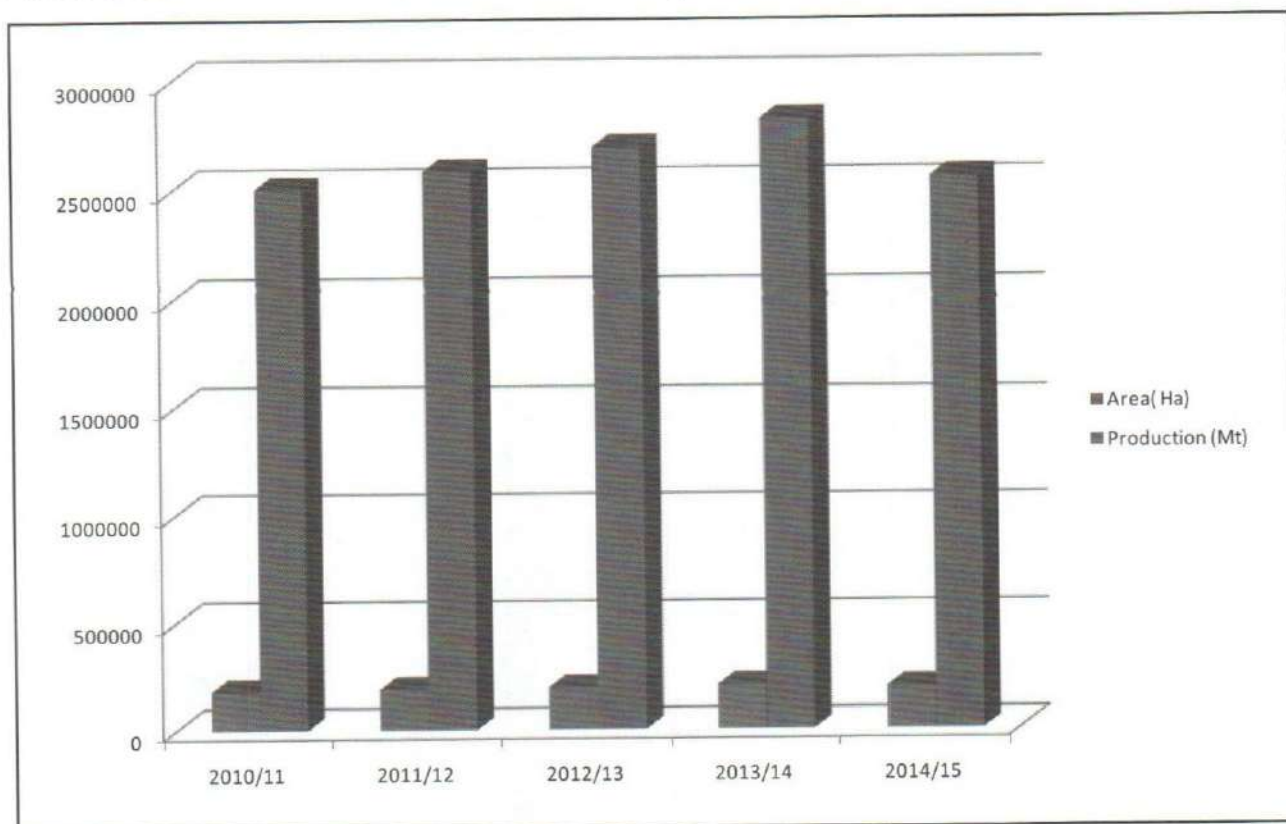
Area and Production of Vegetables in last 10 years in the Country.



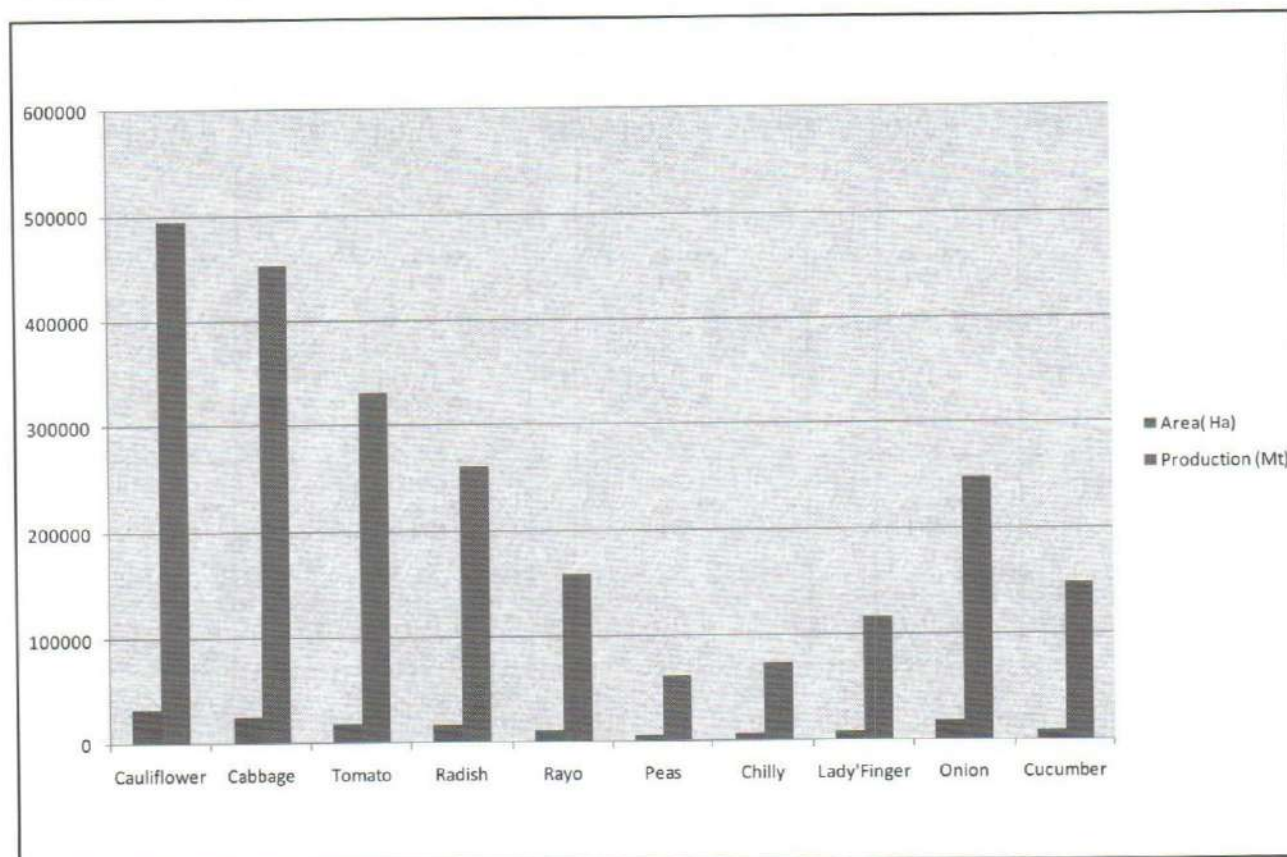
Area, Production & Productivity of Vegetable Sector (in 2013/14 and 2014/15)

Particulars	Unit	Fresh Vegetables	Potato	Spices*
Area	Ha.	254932 (266977) >12045	205725 (195827) - 9898	57479 (58964) >1485
Production	MT	3421035 (3580085) >159050	2817512 (2552743) -264769	428617 (400602) -28015
Productivity	MT/ha	13.42 (13.41) - 0.01	13.696 (13.035) - 0.661	7.460 (6.79) - 0.661
Availability	Kg/year	101	86.71	12.09

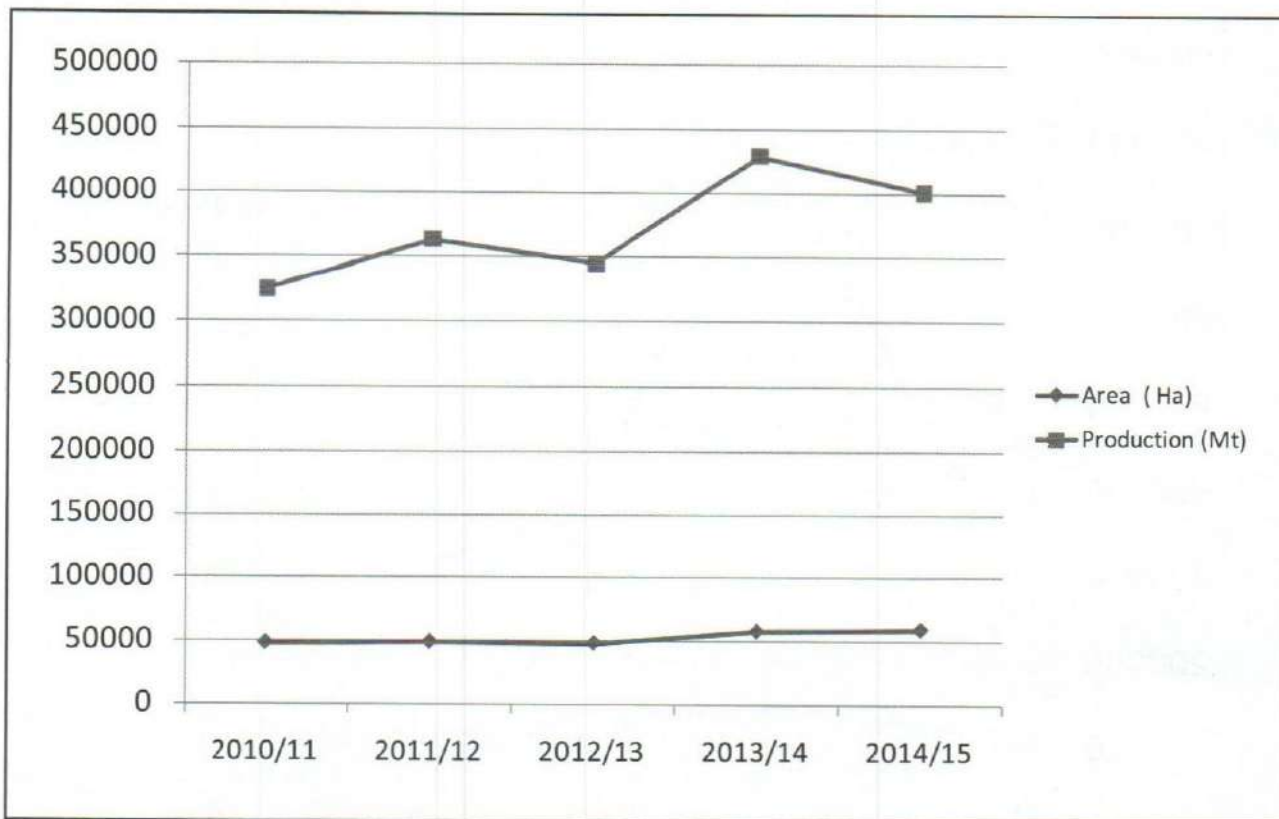
Area and Production of Potato in last 5 years



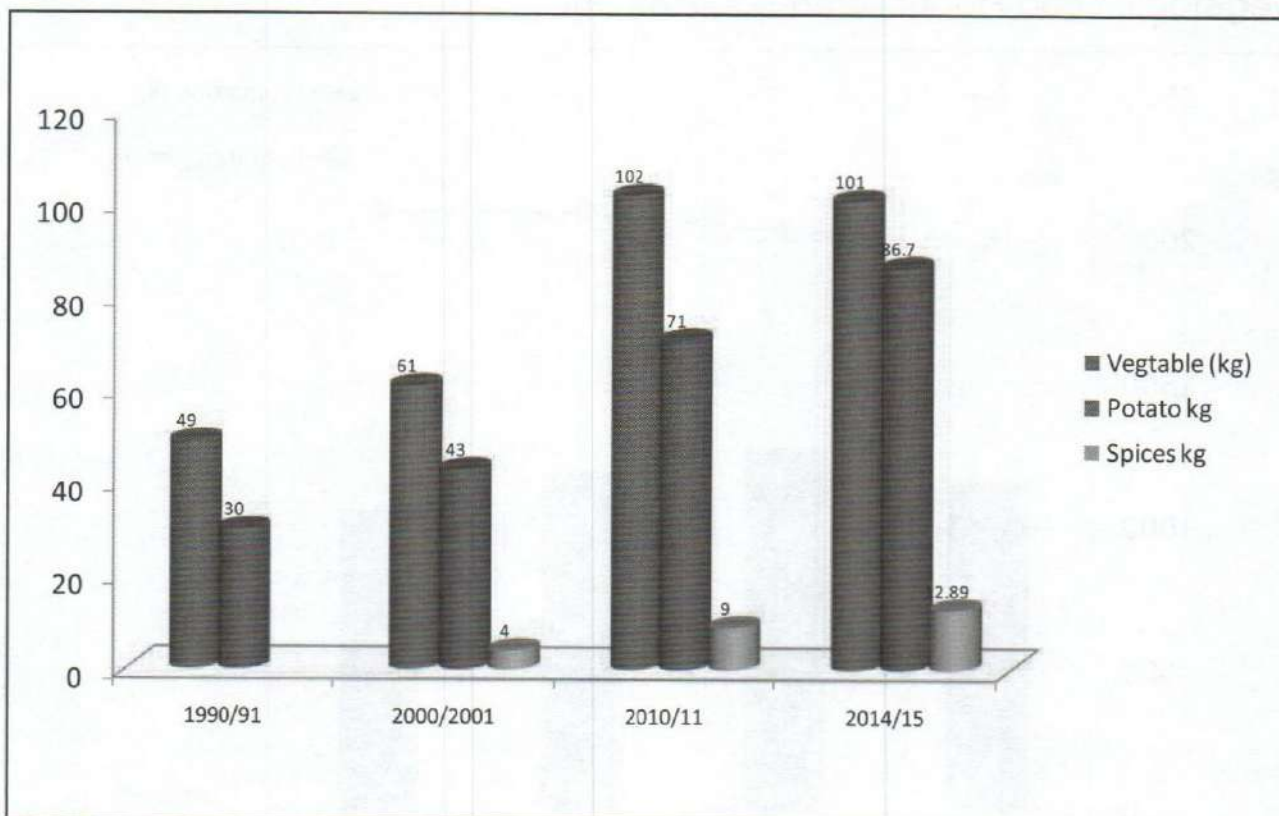
Area and Production of 10 Major Vegetables 2014/15



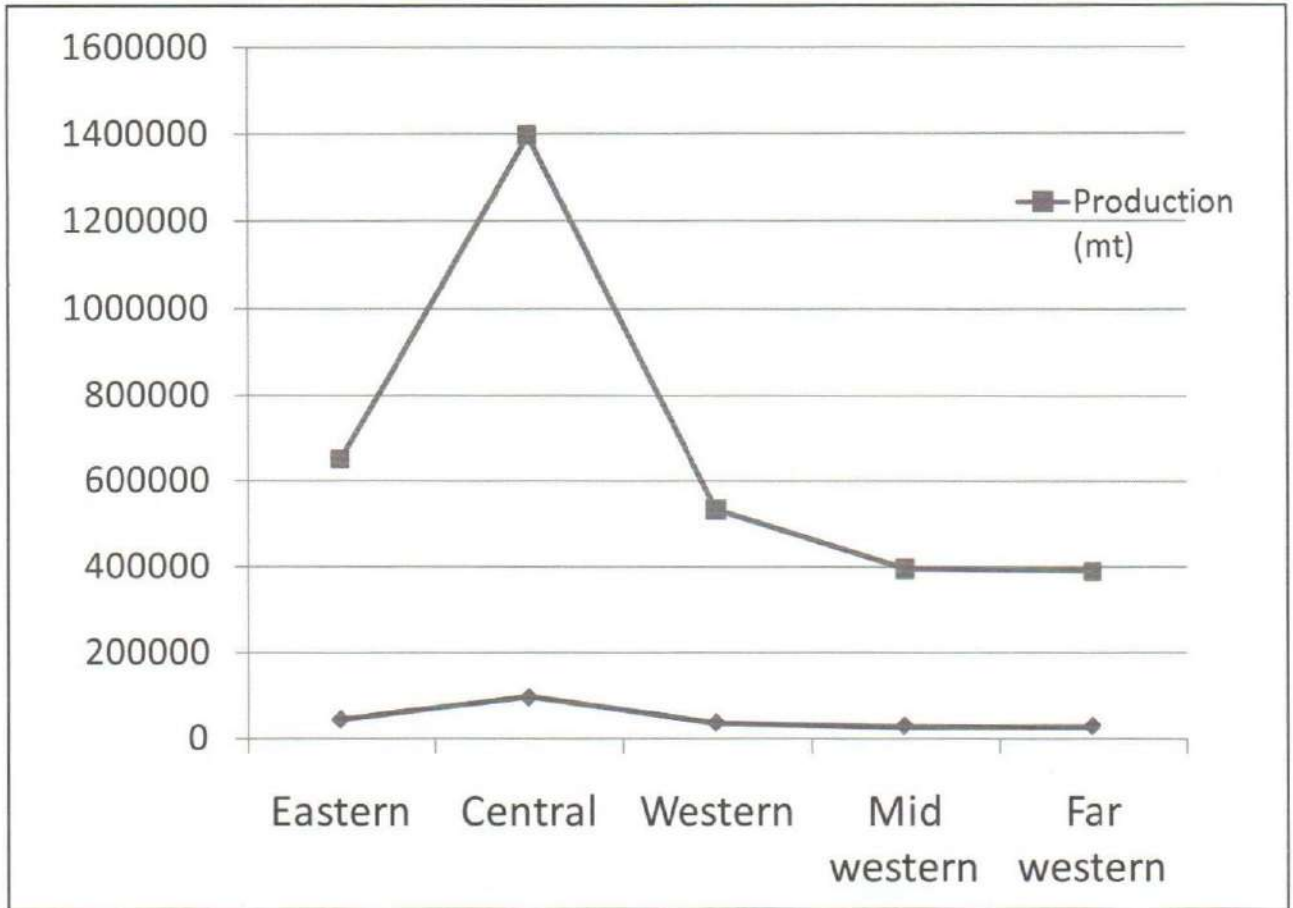
Area and Production of Spices in last 5 years



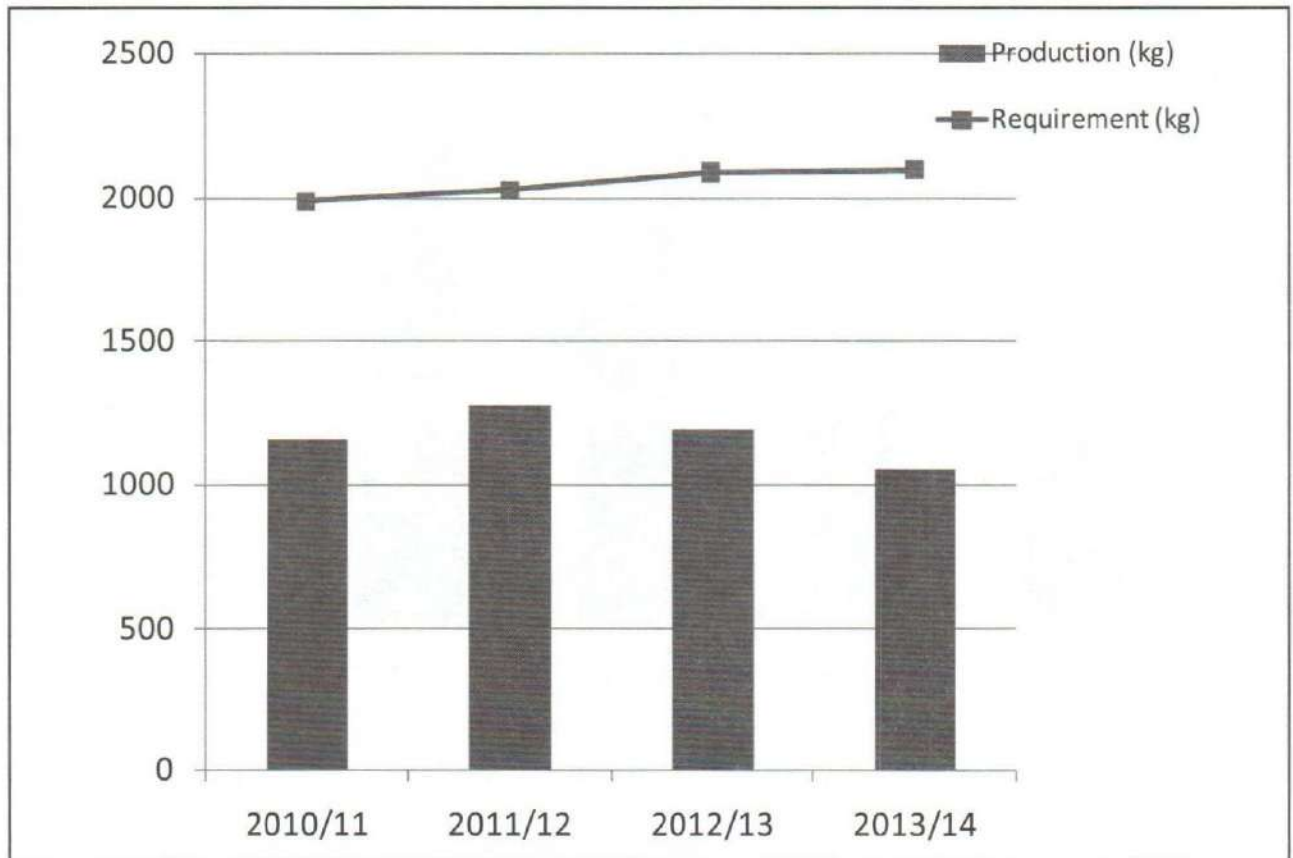
Availability of Vegetables, Potato and Spices Based on Production in kg/person/year



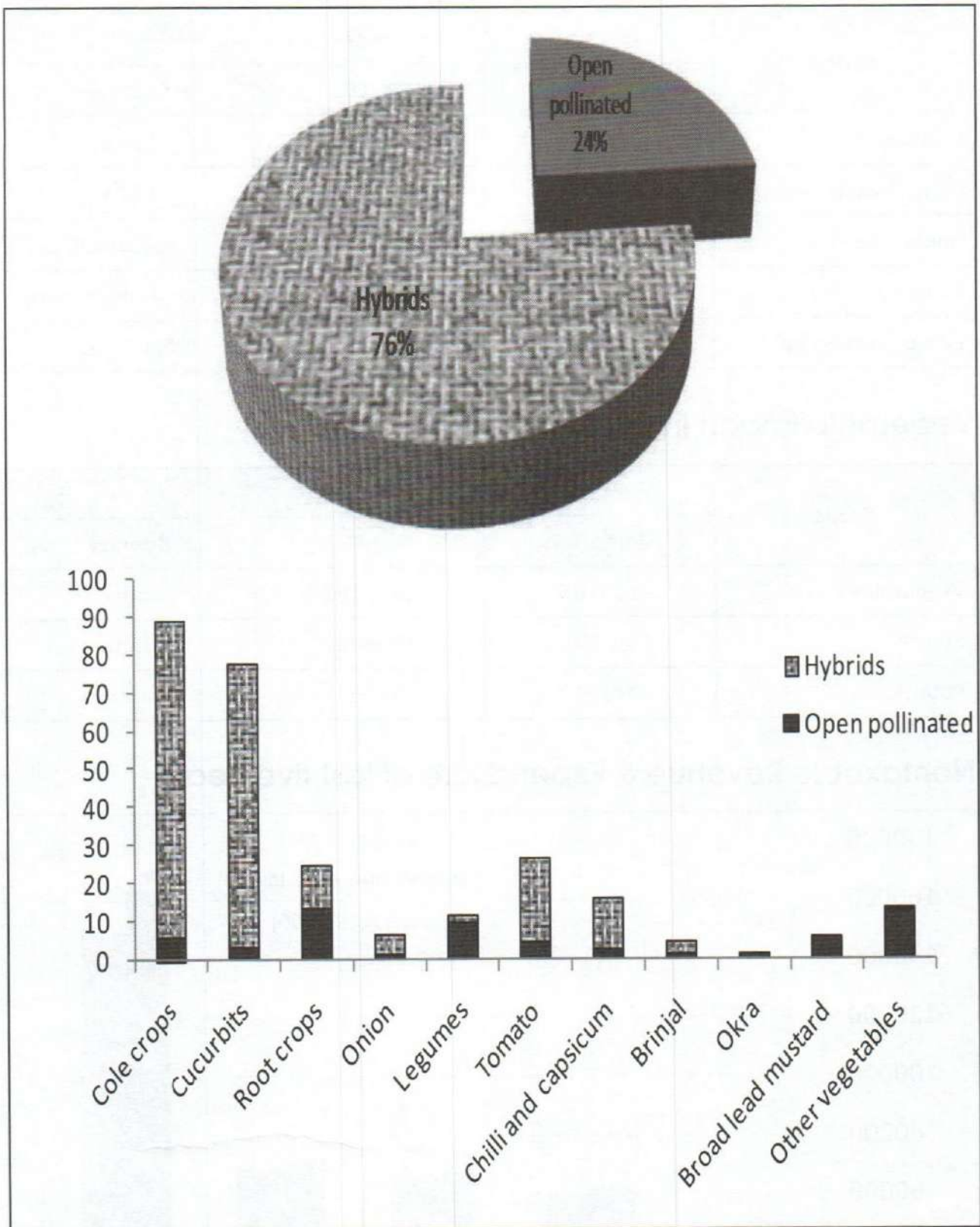
Regional Area and Production of Vegetables 2014/15



Vegetable Seed Production & Requirement



OP and Hybrid Varieties of Vegetable Seed Available in the Market



Share of OP and hybrid cultivars for total of vegetable cultivars and categories of vegetables registered in the National Seed Board.

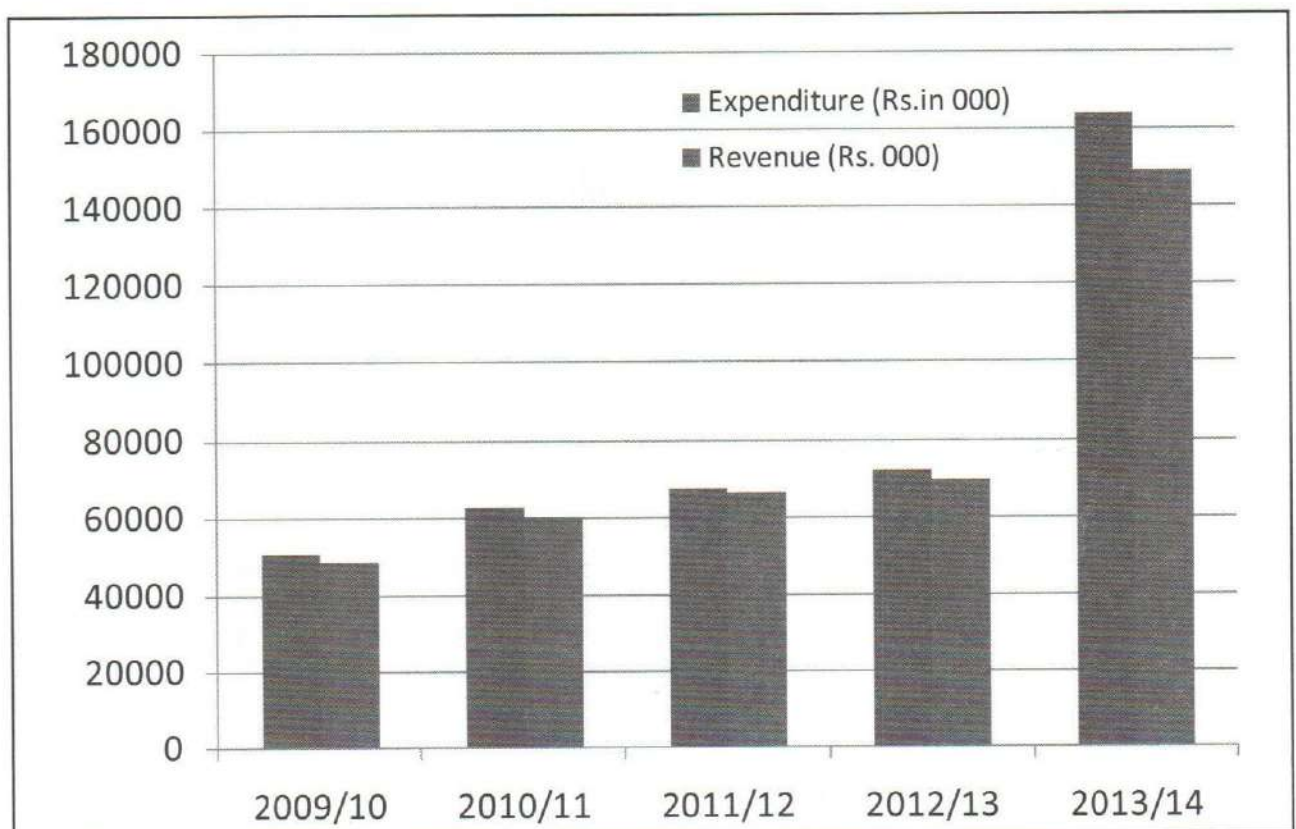
Vegetable Export in 2013/14

Crops	Export		
	Metric Ton	Rs (000)	Country
Cabbage	6917	55337	India
Other Vegetables	95	1449	India
Radish Seed	11	3882	Bangladesh
Ginger	22601	5,26098	India, Bangladesh
Large Cardamom	4480	7181604	Pakistan

Vegetable Import in 2013/14

Crops	Import		
	Metric Ton	Rs (000)	Country
Vegetables	103186	2425353	India
Spices	21780	1858052	India
Potato	211643	3887620	

Nontaxable Revenue & Expenditure of last five years



On-going Programs at the District Level

- Youth focused Commercial vegetable production program (75 districts)
- Seed Potato self-sufficiency Program (39 districts)
- Cardamom disease management and nursery establishment program (20 districts)
- Home Garden (20 districts)
- Commercial Vegetable production in Districts
- Vegetables/Potato Seed Production in Farms/Center
- Germplasm conservation at farm center (>155)

Future Prospects

- Off-season Vegetable production
- Organic Vegetable production
- Vegetable Seed Industry
- Potato-variety of climatic zones
- Spices crops production (Cardamom, Ginger)
- Crop diversification

Major Issues

- Inadequate quality seed production
- Skill manpower
- Infrastructure – laboratory, irrigation
- Resources
- Research/variety development